



































MAKE YOUR OWN BLOCK SET - AVAILABLE BLOCKS

ID CODE	PROFILE	BLOCK NAME	DIMENSION
A		1/2 Unit	1-3/8 X 2-3/4 X 2-3/4
A1		Unit	1-3/8 X 2-3/4 X 5-1/2
A2		Double Unit	1-3/8 X 2-3/4 X 11
A3		Quad Unit	1 3/8 X 2-3/4 X 22
B		1/2 Pillar	1-3/8 X 1-3/8 X 2-3/4
B1		Pillar	1-3/8 X 1-3/8 X 5-1/2
B2		Double Pillar	1-3/8 X 1-3/8 X 11
C		1/2 Column (1")	Round X 2-3/4
C1		Column	Round X 5-1/2
C2		Double Column	Round X 11
D		Roman Arch	1-3/8 X 2-3/4 X 5-1/2
E		1/2 Circle	1-3/8 X 2-3/4 Circle
F		Small Triangle	1-3/8 X 2-3/4 Triangle
F1		Large Triangle	1-3/8 X 5-1/2 Triangle
F2		Double Triangle	1-3/8 X 11 Triangle
G		Ramp	1-3/8 X 5-1/2 Ramp
H		1/2 Gothic Arch	1-3/8 X 2-3/4 X 5-1/2
I		Small Butress	1-3/8 X 1-3/8 X 4-1/8

ID CODE	PROFILE	BLOCK NAME	DIMENSION
J		1/4 Circle	1-3/8 X 2-3/4 Circle
K		1/2 Basic Flat	11/16 X 2-3/4 X 2-3/4
K1		Flat	11/16 X 2-3/4 X 5-1/2
K2		Double Flat	11/16 X 2-3/4 X 11
K3		Quad Flat	11/16 X 2-3/4 X 22
L		Roof Board	1/8 X 5-1/2 X 11
M		Intersection	1-3/8 X 8-1/4 X 8-1/4
N		Sideroad	1-3/8 X 5-1/2 X 8-1/4
O		1/2 Circle Curve	1-3/8 X 5-1/2 X 5-1/2
O1		Circle Curve	1-3/8 X 5-1/2 X 11
O2		Large 1/2 Circle	1-3/8 X 2-3/4 X 5-1/2
P		Small Switch	1-3/8 X 5-1/2 X 8-1/4
Q		Gothic Arch	1-3/8 X 11" x 8-1/4
R		Gothic Door	1-3/8 X 5-1/2 X 2-3/4
D2		1/2 Roman Arch	1-3/8 X 2-3/4 X 2-3/4
S		Notched Half Unit	1-3/8 X 2-3/4 X 2-3/4